

HPV Low Risk (6/11) TaqMan PCR Kit
Product# TM32350

Product Insert

Intended Use

Norgen's HPV Low Risk (6/11) TaqMan PCR Kit is designed for the detection of 2 HPV low risk types (6/11) in a real-time PCR based on the use of TaqMan® technology. This kit is designed for research use only and not for use in diagnostic procedures.

Background Information

More than 70 types of human papillomavirus (HPV) have been identified, and are generally classified as high-risk or low-risk depending on their relationship or lack of relationship with cancer and high-grade cervical intraepithelial neoplasia (CIN 2-3). HPV viruses are predominantly sexually transmitted and high-risk HPV types are a major risk factor for development of cervical cancer. HPV 16 and HPV 18 have been considered as high-risk cancer associated HPV types. HPV types 31, 33, and 35 have been shown to have an intermediate relationship with cancer. These five HPV types together accounts for about 80% of cervical cancers. Additional high- and intermediate-risk HPV DNA types, including types 39, 45, 51, 52, 56, 58, 59 and 68, have been identified as the principal HPVs detectable in the remaining cancers. Low-risk HPV types 6 and 11 have been associated with the presence of genital warts. There are many other low-risk HPV types that are not associated with genital warts or cervical cancer. Until now, HPV cannot be cultured in vitro, and immunological tests are inadequate to determine the presence of HPV cervical infection. On the other hand, biopsies can be analyzed by nucleic acid hybridization to directly detect the presence of HPV DNA.

Product Description

Norgen's HPV Low Risk (6/11) TaqMan PCR Kit is designed for the detection of HPV Low Risk (6/11) specific DNA in a real-time PCR based on the use of TaqMan technology. This kit is designed for research use only and not for use in diagnostic procedures. The detection of HPV Low Risk (6/11) specific DNA is based on TaqMan PCR providing a simple, reliable and rapid result for the detection of HPV Low Risk (6/11) infection. Norgen's HPV Low Risk (6/11) TaqMan PCR Kit includes a PCR control to monitor for PCR inhibition, and to validate the quality of the sample and the detection result. The HPV Low Risk (6/11) TaqMan PCR Kit comprises Master Mix for the target and PCR control detection, Primer & Probe Mix, as well as a positive control and a negative control (nuclease-free water) to confirm the integrity of the kit reagents. The HPV Low Risk (6/11) TaqMan PCR Kit distinguishes between the detection of HPV 6 and HPV 11, allowing for clear and accurate results. HPV 11 detection is shown by amplification in the FAM channel. HPV 6 detection is shown by amplification in the Cy5 channel.

Norgen's HPV Low Risk (6/11) TaqMan PCR Kit was developed and validated to be used with the following PCR instruments:

- Qiagen Rotor-Gene Q
- BioRad CFX96 Touch™ Real-Time PCR Detection System
- QuantStudio™ 7 Pro Real-Time PCR System

Kit Components

Component	Product # TM32350 (100 preps)
MDx TaqMan 2X PCR Master Mix	2 x 700 µL
HPV Low Risk (6/11) Primer & Probe Mix	280 µL
HPV Low Risk (6/11) Positive Control	150 µL
Nuclease-Free Water (Negative control)	1.25 mL
Product Insert	1

Storage Conditions and Product Stability

- All kit components should be stored at -20°C upon arrival.
- Repeated thawing and freezing (> 2 x) of the Master Mix and Positive Control should be avoided, as this may affect the performance of the assay. If the reagents are to be used only intermittently, they should be frozen in aliquots.
- All kit components can be stored for 2 years after the date of production without showing any reduction in performance.

Customer-Supplied Reagents and Equipment

- Appropriate Real-Time PCR Instrument with FAM, HEX and Cy5 filter channel
- DNA Purification Kit
 - The kit is compatible with all DNA purification kits that yield high quality, inhibitor-free DNA
 - **Recommended Purification Kit:** Norgen's Cells and Tissue DNA Isolation Kits (53100, 57300, 59100 and 62500).
- Disposable powder-free gloves
- Benchtop microcentrifuge
- Micropipettors
- Sterile pipette tips with filters
- PCR tubes
- Vortex mixer
- PCR reaction preparation station (Optional)

Quality Control

In accordance with Norgen's ISO 9001 and ISO 13485-certified Quality Management System, each lot of Norgen's HPV Low Risk (6/11) TaqMan PCR Kit is tested against predetermined specifications to ensure consistent product quality.

Warnings and Precautions

- Norgen's HPV Low Risk (6/11) TaqMan PCR Kit is intended for research purposes only. It is not intended for diagnostic use.
- Follow universal precautions. All specimens should be considered as potentially infectious and handled accordingly.
- Ensure that a suitable lab coat, disposable gloves and protective goggles are worn when handling specimens and kit reagents.
- Use sterile pipette tips with filters. Use proper pipetting techniques and maintain the same pipetting pattern throughout the procedure to ensure optimal and reproducible values.
- As contamination of specimens or reagents can produce erroneous results, it is essential to use aseptic techniques. Pipette and handle reagents carefully to avoid mixing of the samples.
- Do not use supplies and equipment across the dedicated areas of i) specimen extraction, ii) reaction set-up and iii) amplification/detection. No cross-movement should be allowed between the different areas. Personal protective equipment, such as laboratory coats and disposable gloves, should be area specific.
- Store and extract positive material (specimens, controls and amplicons) separately from all other reagents and add it to the reaction mix in a spatially separated facility.
- Dispose of unused kit reagents and specimens according to local, provincial or federal regulations.

- Do not substitute or mix reagents from different kit lots or from other manufacturers. Do not use components of the kit that have been stored for more than 2 years.
- The presence of PCR inhibitors may cause false negative or invalid results.
- Potential mutations within the target regions of the HPV Low Risk (6/11) genome covered by the primers in this kit may result in failure to detect the presence of the pathogen.
- Good laboratory practice is essential for the proper performance of this kit. Ensure that the purity of the kit and reactions is maintained at all times, and closely monitor all reagents for contamination. Do not use any reagents that appear to be contaminated.
- Ensure that appropriate specimen collection, transport, storage and processing techniques are followed for optimal performance of this test.

Instructions for Use

A. Sample Preparation

Purified DNA is the starting material for Norgen's HPV Low Risk (6/11) TaqMan PCR Kit. The quality of the DNA template will have a major impact on the performance of the HPV Low Risk (6/11) detection test. The user must ensure that the method used for DNA purification is compatible with TaqMan PCR. We recommend the use of **Norgen's Cells and Tissue DNA Isolation Kits (53100, 57300, 59100 and 62500)**.

If using a different spin column-based sample preparation procedure that includes ethanol-based wash buffers, a column drying step consisting of centrifugation for 3 minutes at 20,000 x g (~14,000 RPM), using a new collection tube, is highly recommended prior to the elution of the DNA. This will help to prevent the carry-over of any ethanol into the purified DNA, as ethanol is known to be a strong inhibitor of PCR. **Ensure that any traces of ethanol from the sample preparation steps are eliminated prior to the elution of the DNA.**

B. TaqMan PCR Assay Preparation

Notes:

- Before use, suitable amounts of all TaqMan PCR components should be completely thawed at room temperature, mixed by gentle vortexing or by pipetting, and centrifuged briefly.
- Work quickly on ice.
- The amount of MDx TaqMan 2X PCR Master Mix provided is enough for up to 128 PCR reactions (96 sample PCR, 16 positive control PCR and 16 no template control PCR).
- For every TaqMan PCR run, one reaction containing HPV Low Risk (6/11) Positive Control and one reaction as no template control must be included for proper interpretation of results.
- The recommended minimum number of DNA samples tested per TaqMan PCR run is 6.
- To avoid any contamination while preparing the TaqMan PCR assay, follow the order outlined in Tables 1, 2 and 3 below to prepare the Negative Control, Detection Assay and Positive Control:
 1. Prepare the PCR Negative Control (Table 1)
 2. Prepare the PCR HPV Low Risk (6/11) Assay (Table 2)
 3. Prepare the PCR Positive Control (Table 3)
- To further avoid contamination, add the components to the PCR tubes in the order shown in the tables below (ie: 1) Nuclease-free water; 2) MDx TaqMan 2X PCR Master Mix; 3) Primer & Probe Mix; and 4) the Sample DNA or Positive Control).

1. For each TaqMan PCR set, prepare one no template control PCR as shown in Table 1 below:

Table 1. TaqMan PCR Negative Control Preparation

PCR Components	Target detection (with MDx TaqMan 2x PCR Master Mix)
Nuclease-Free Water	8 µL
MDx TaqMan 2X PCR Master Mix	10 µL
HPV Low Risk (6/11) Primer & Probe Mix	2 µL
Total Volume	20 µL

2. Prepare the PCR reaction for sample detection as shown in Table 2 below.

Table 2. TaqMan PCR HPV Low Risk (6/11) Assay Preparation

PCR Components	Target detection (with MDx TaqMan 2x PCR Master Mix)
Nuclease-Free Water	5 µL
MDx TaqMan 2X PCR Master Mix	10 µL
HPV Low Risk (6/11) Primer & Probe Mix	2 µL
Sample DNA*	3 µL
Total Volume	20 µL

* The recommended amount of sample DNA to be used is 3 µL. However, a volume between 1 and 5 µL of sample DNA may be used as template. Adjust the final volume of the PCR reaction to 20 µL using the Nuclease-Free Water provided.

3. For each PCR set, prepare **one** positive control PCR as shown in Table 3 below:

Table 3. TaqMan PCR Positive Control Preparation

PCR Components	Target detection (with MDx TaqMan 2x PCR Master Mix)
MDx TaqMan 2X PCR Master Mix	10 µL
HPV Low Risk (6/11) Primer & Probe Mix	2 µL
HPV Low Risk (6/11) Positive Control (PosC)	8 µL
Total Volume	20 µL

C. HPV Low Risk (6/11) TaqMan PCR Assay Programming

1. Program the thermocycler according to the program shown in Table 4 below.
2. Run TaqMan PCR assay.

Table 4. HPV Low Risk (6/11) TaqMan PCR Program

PCR Cycle	Step	Temperature	Duration
<i>Cycle 1</i>	Step 1	95°C	3 min
<i>Cycle 2 (40x)</i>	Step 1	95°C	15 sec
	Step 2	60°C	30 sec

D. HPV Low Risk (6/11) TaqMan PCR Assay Interpretation

Table 5. Interpretation of Assay Results

FAM (Target: HPV 11)	Cy5 (Target: HPV 6)	HEX (PCR validation)	Result
+	+	+	Positive (For both HPV 6 & 11)
-	+	+	Positive for HPV 6 only
+	-	+	Positive for HPV 11 only
-	-	+	Negative
-	-	-	PCR inhibited

For results obtained that are not covered in Table 5, please refer to the Frequently Asked Questions.

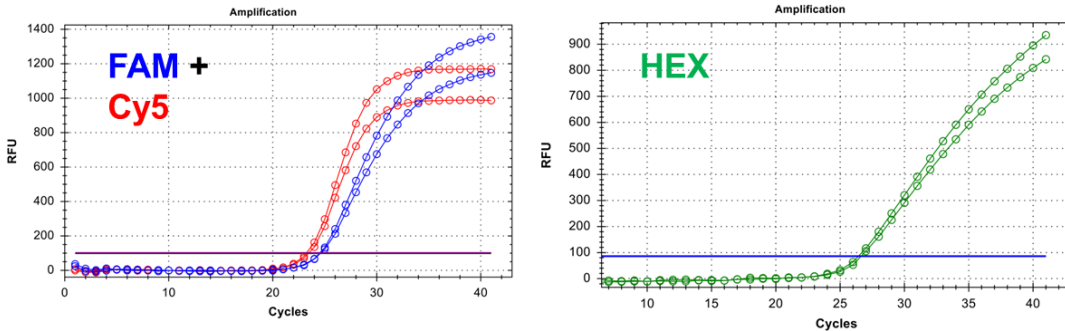


Figure 1. Example of TaqMan PCR Positive result. Both PCR signals (FAM and Cy5) above the baseline from FAM, Cy5 and HEX channel indicate the successful PCR.

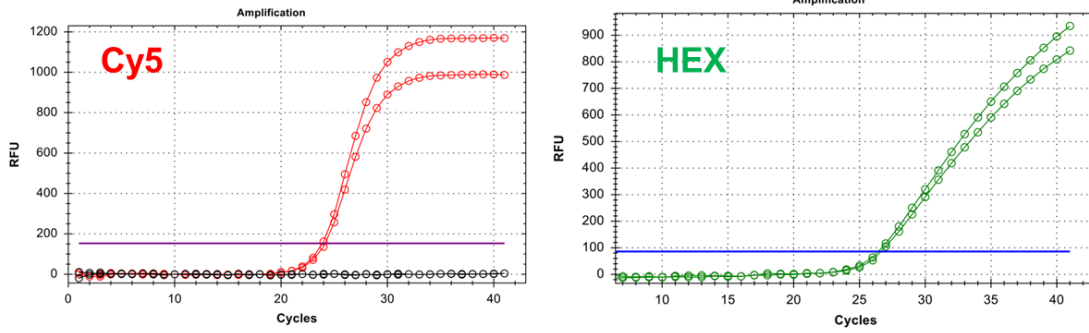


Figure 2. Example of TaqMan PCR Positive (Cy5) result. Both PCR signals above the baseline from Cy5 and HEX channel indicate the successful PCR.

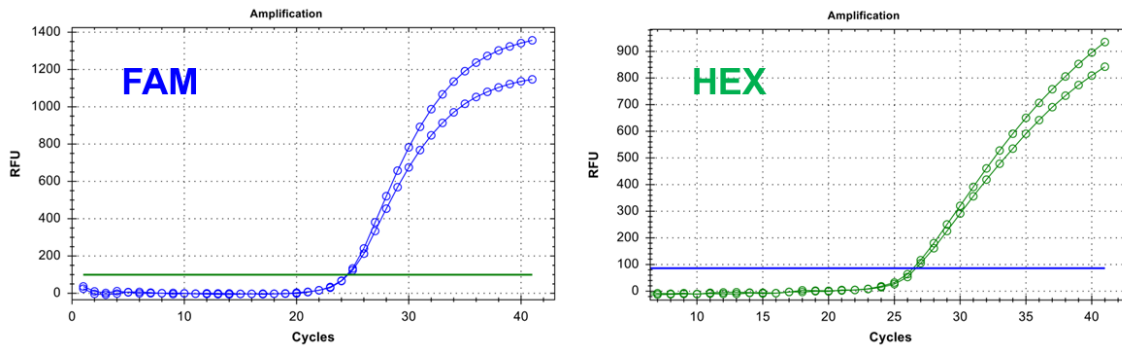


Figure 3. Example of TaqMan PCR Positive (FAM) result. Both PCR signals above the baseline from FAM and HEX channel indicate the successful PCR.

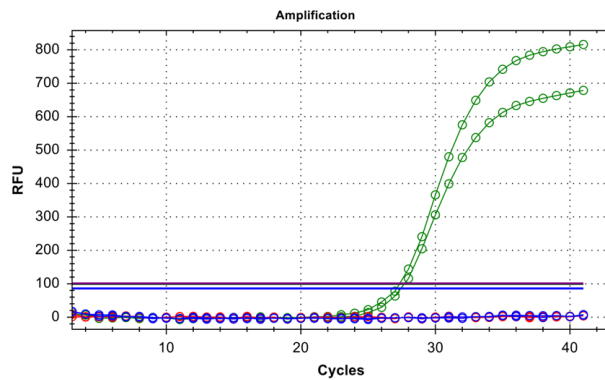


Figure 4. Example of TaqMan PCR Negative result. No target DNA was detected in FAM and Cy5 channel but amplification signal from HEX indicates the successful PCR.

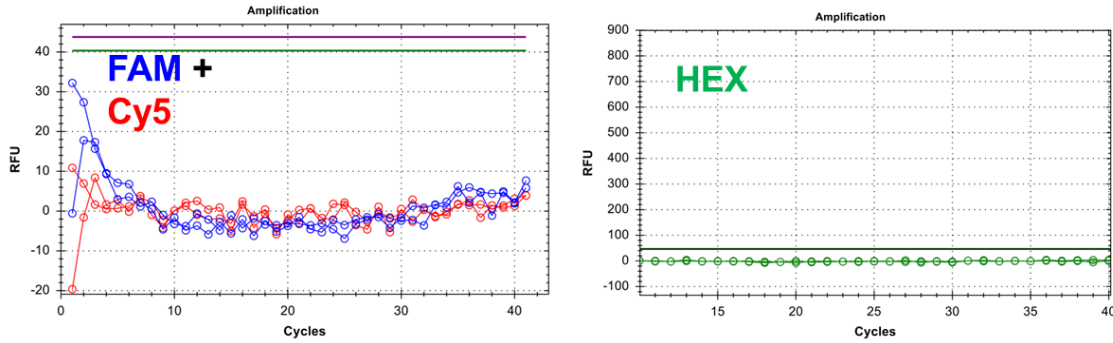


Figure 5. Example of TaqMan PCR inhibition result. No signal from FAM, Cy5 and HEX channel was detected. It is suggested to repeat the sample preparation using recommended kit for DNA purification.

E. HPV Low Risk (6/11) TaqMan PCR Assay Specificity

The specificity of Norgen’s HPV Low Risk (6/11) PCR Detection Kit is first and foremost ensured by the selection of the HPV -specific primers, as well as the selection of stringent reaction conditions. The HPV Low Risk (6/11) primers were checked for possible homologies to all microorganisms in GenBank published sequences by sequence comparison analysis.

Frequently Asked Questions

1. **How many samples should be included per PCR run?**
 - Norgen’s HPV Low Risk (6/11) TaqMan PCR Detection Kit is designed to test 96 samples. For every 6 samples, a non-template control (Nuclease-Free Water) and a Positive Control must be included. It is preferable to collect and test 6 samples at a time.
2. **How should it be interpreted if no PCR control signal (HEX) is detected while the target specific signal (FAM/Cy5) is detected in the positive control?**
 - Tested samples(s) can be considered positive. It could happen when too much target DNA template was added due to the preferential amplification on the target.
3. **How should it be interpreted if the target specific signal (FAM/Cy5) is detected in the negative control?**
 - It could happen when there is carryover contamination and PCR inhibition. Repeat the assay using fresh aliquots and clean pipette tips.
4. **How should it be interpreted if no target signal (FAM/Cy5) is detected in positive control?**
 - It could happen when the positive control was not added. Repeat the assay.

Related Products	Product #
HPV Low Risk (6/11) TaqMan Probe/Primer and Control Set	TM32310
Cells and Tissue DNA Isolation Kit	53100
Cells and Tissue DNA Isolation Micro Kit	57300
Cells and Tissue DNA Isolation Kit (Magnetic Bead System)	59100
Cells and Tissue DNA Isolation 96-Well Kit (High Throughput Magnetic Bead System)	62500

Technical Support

Contact our Technical Support Team between the hours of 9:00 and 5:30 (Eastern Standard Time) at (905) 227-8848 or Toll Free at 1-866-667-4362.

Technical support can also be obtained from our website (www.norgenbiotek.com) or through email at techsupport@norgenbiotek.com.

Product Use Restriction

Norgen's HPV Low Risk (6/11) TaqMan PCR Kit is designed for the detection of HPV Low Risk (6/11) specific DNA in a real-time PCR based on the use of TaqMan technology. This kit is designed for research use only and not for use in diagnostic procedures.

Norgen's HPV Low Risk (6/11) TaqMan PCR Kit is intended for use by professional users such as technicians and biologists experienced and trained in molecular biological techniques including PCR.

Good laboratory practice is essential for the proper performance of this kit. Ensure that the purity of the kit and reactions is maintained at all times, and closely monitor all reagents for contamination. Do not use any reagents that appear to be contaminated.

Ensure that appropriate specimen collection, transport, storage and processing techniques are followed for optimal performance of this test.

The presence of PCR inhibitors may cause false negative or invalid results.

Potential mutations within the target regions of the HPV Low Risk (6/11) genome covered by the primers in this kit may result in failure to detect the presence of the pathogen.

The respective user is liable for any and all damages resulting from application of Norgen's HPV Low Risk (6/11) TaqMan PCR Kit for use deviating from the intended use as specified in the user manual.

All products sold by Norgen Biotek are subjected to extensive quality control procedures and are warranted to perform as described when used correctly. Any problems should be reported immediately. The kit contents are for laboratory use only, and they must be stored in the laboratory and must not be used for purposes other than intended. The kit contents are unfit for consumption.

TaqMan is a registered trademark of Roche Molecular Systems, Inc

Norgen Biotek Corp.
3430 Schmon Parkway, Thorold, ON Canada L2V 4Y6
Phone: (905) 227-8848
Fax: (905) 227-1061
Toll Free in North America: 1-866-667-4362