

Saliva/Swab RNA Purification Kits

CAT. 69100, Dx69100

FOR THE PURIFICATION OF TOTAL RNA FROM PRESERVED OR NON-PRESERVED SALIVA AND FROM NASOPHARYNGEAL OR OROPHARYNGEAL SWABS



- ✓ Fast and easy processing using either a rapid spin column or automation friendly high-throughput 96-well plate format
- ✓ Isolate total RNA, from large rRNA down to microRNA (miRNA)
- ✓ Bind & elute all RNA irrespective of size or GC content, without bias
- ✓ Highly sensitive & linear down to a few cells/viral copies without the need for carrier RNA
- ✓ No phenol or chloroform extractions
- ✓ For use with fresh saliva or preserved saliva collected with Norgen's Saliva RNA Collection and Preservation Devices (Cat. RU53800) or preserved swabs collected in Norgen's Total Nucleic Acid Preservative Tubes (Cat. 69200)
- ✓ Purified RNA is suitable for a variety of downstream applications, including Small RNA Sequencing. Find out more information on Norgen's NGS services
- ✓ Purification is based on spin column chromatography that uses Norgen's proprietary resin.
- ✓ CE-IVD marked version is also available



Advantages You Will Bring to Your Lab

HIGH QUALITY OF PURIFIED RNA

Figure 1. SARS-CoV-2 E-gene and RdRP Amplification from Preserved Swabs and Saliva RNA isolated by Norgen's Saliva/Swab RNA Purification Kit (Cat. 69100). Duplicate Nasopharyngeal swabs, Oropharyngeal Swabs and Saliva samples were collected from different donors. Nasopharyngeal and Oropharyngeal swab samples were collected into Norgen's Total Nucleic Acid Preservative Tubes (Cat. 69200). Saliva samples were collected into Norgen's Saliva RNA Collection and Preservation Devices (Cat. RU53800). All collected samples were spiked with 3 different concentrations from Norgen's E/RdRP/RP Positive Control (included in Norgen's COVID-19 TaqMan RT-PCR Kit (E/RdRP genes Cat.) (Cat. TM67200) and processed for RNA isolation using Norgen's Saliva/Swab RNA Purification Kit (Cat. 69100), using an input of 0.25 mL from each preserved sample. The sensitivity of the isolation method was assessed by amplifying the spiked SARS-CoV-2 spiked targets using Norgen's COVID-19 TaqMan RT-PCR Kit (E/RdRP genes). Figure 1 shows the linear recovery of the different spike-in amounts indicating the high sensitivity of the isolation procedure as well as the high quality of the RNA purified using Norgen's Saliva/Swab RNA Purification Kit (Cat. 69100).

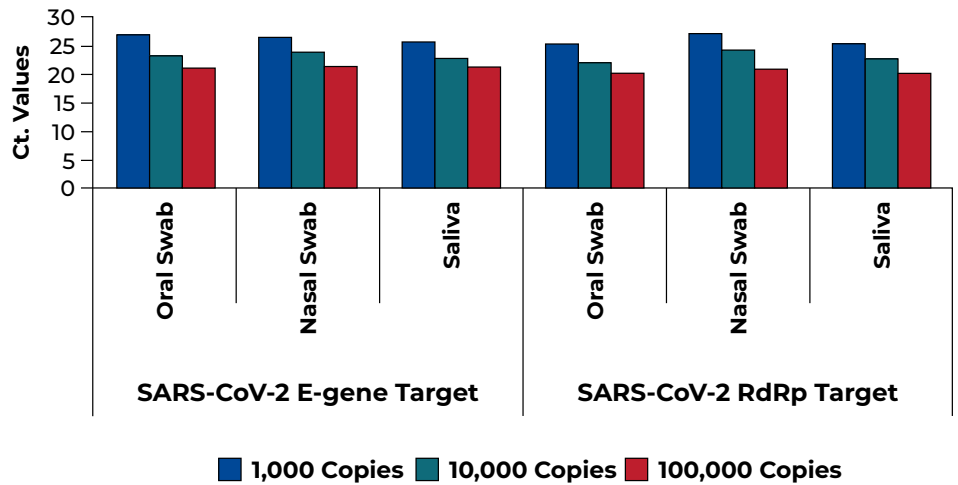
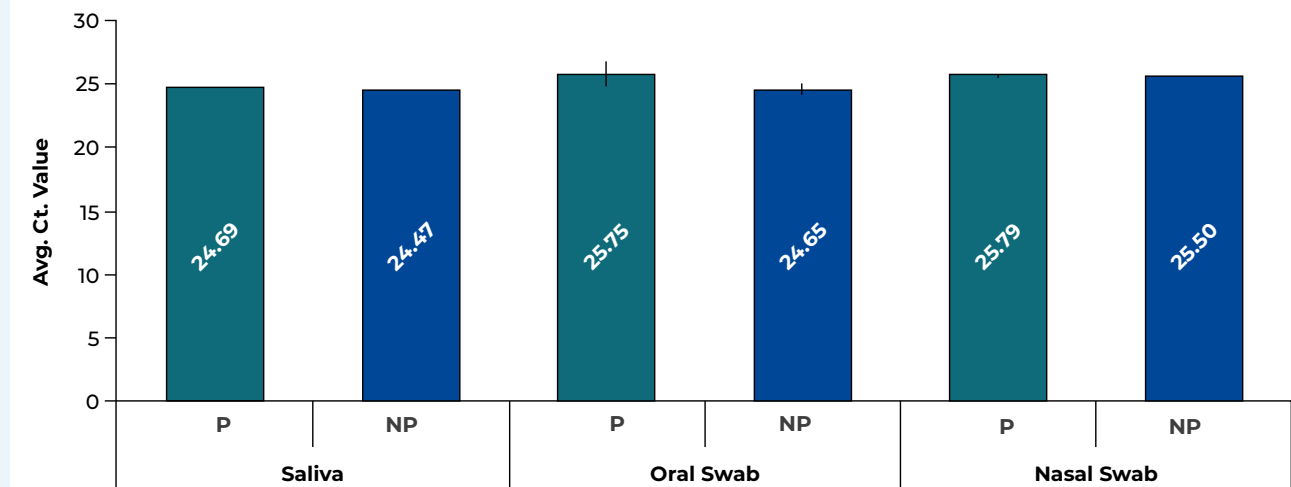
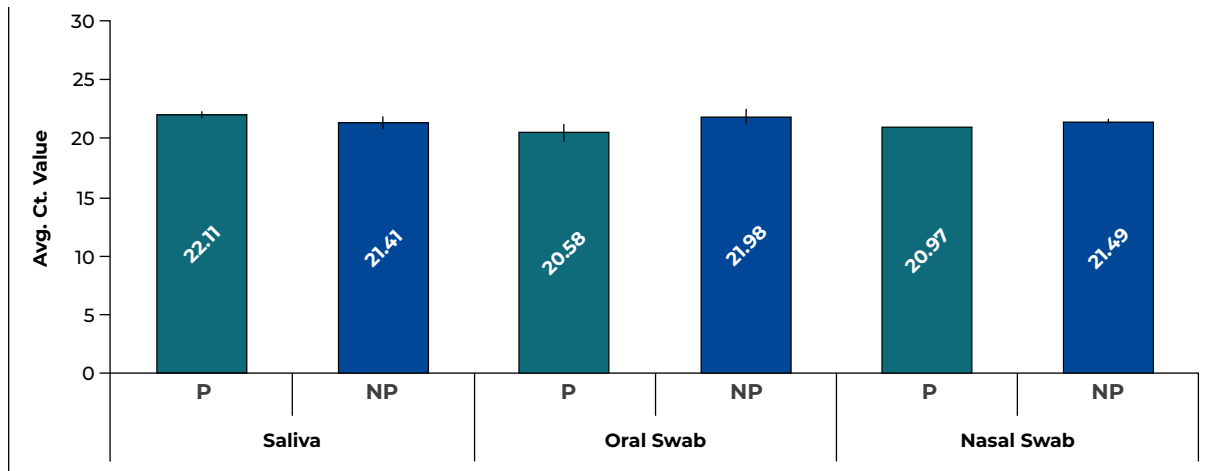


Figure 1 shows the linear recovery of the different spike-in amounts indicating the high sensitivity of the isolation procedure as well as the high quality of the RNA purified using Norgen's Saliva/Swab RNA Purification Kit (Cat. 69100).



EFFICIENT RNA ISOLATION ACROSS DIFFERENT COLLECTION METHODS

Figure 2. RNase P Transcript Amplification using RNA from Fresh and Preserved Swab and Saliva RNA isolated by Norgen's Saliva/Swab RNA Purification Kit (Cat. #69100). Duplicate preserved (P) and non-preserved (NP) Nasopharyngeal swabs, Oropharyngeal Swabs, and Saliva samples were collected from different donors. Preserved Nasopharyngeal and Oropharyngeal swab samples were collected into Norgen's Total Nucleic Acid Preservative Tubes (Cat #69200). Preserved Saliva samples were collected into Norgen's Saliva RNA Collection and Preservation Devices (Cat #RU53800). Non-preserved samples were processed immediately without mixing with any preservative. All collected samples were processed for RNA isolation using Norgen's Saliva/Swab RNA Purification Kit, using an input of 0.25 mL from preserved sample or the entire non-preserved swab for the non-preserved conditions. Non-preserved saliva samples were isolated from a 0.25mL input as well. Isolated RNA was tested by amplification of the RNase P by RT-PCR.



CONSISTENT ISOLATION OF SMALL RNA FROM PRESERVED AND NON-PRESERVED SALIVA



Figure 3. Human miR-21 Amplification using Fresh and Preserved Swab and Saliva RNA isolated by Norgen's Saliva/Swab RNA Purification Kit (Cat. #69100). Duplicate preserved (P) and non-preserved (NP) Nasopharyngeal swabs, Oropharyngeal Swabs, and Saliva samples were collected from different donors. Preserved Nasopharyngeal and Oropharyngeal swab samples were collected into Norgen's Total Nucleic Acid Preservative Tubes (Cat #69200). Preserved Saliva samples were collected into Norgen's Saliva RNA Collection and Preservation Devices (Cat #RU53800). Non-preserved samples were processed immediately without mixing with any preservative. All collected samples were processed for RNA isolation using Norgen's Saliva/Swab RNA Purification Kit, using an input of 0.25 mL from preserved samples or the entire non-preserved swab for the non-preserved conditions. Non-preserved saliva samples were isolated from a 0.25mL input as well. Isolated RNA was tested by amplification of the human miR-21 detected by stem-loop RT-PCR.



TECHNICAL SPECIFICATIONS

Description	Specifications
Sample Volume Range	250 µL
Size of RNA Purified	All Sizes, Including Small RNA (<200 nt)
Minimum Elution Volume	50 µL
Maximum Elution Volume	100 µL
Time to Complete 10 Purifications	15 - 20 Minutes
Average Yield	≥ 1 µg * *Varies From Sample to Sample

Ordering Information

Description	Preps	Cat. #
Saliva/Swab RNA Purification Kits	50 Preps	69100
Saliva/Swab RNA Purification Kits DX 	50 Preps	Dx69100
Saliva/Swab RNA Purification Kits	2x96-Well Plate	69300
Saliva/Swab RNA Purification Kits DX 	2x96-Well Plate	Dx69300

Order Today!

Order Norgen's Saliva/Swab RNA Purification Kits today to help improve your research performance and workflow.

Three ways to order

Visit norgenbiotek.com

Call at **1-866-NORGENB** or **905-227-8848**

Email at orders@norgenbiotek.com

Enhance your lab with the complete workflow solutions from Norgen.



COLLECTION & PRESERVATION



EXTRACTION



APPLICATION

Related Products	Prep Size	Cat. #
Saliva RNA Collection and Preservation Devices	50 Prep	53800
Stool Total RNA Purification Kit	50 Prep	49500
Norgen's Next Generation Sequencing Services	Call 1-866-NORGENB or Visit norgenbiotek.com	



For more information
SCAN HERE

